

PPR 180-11

PPR 240-11

PPR 370-11

PPR 380-11

Numatic

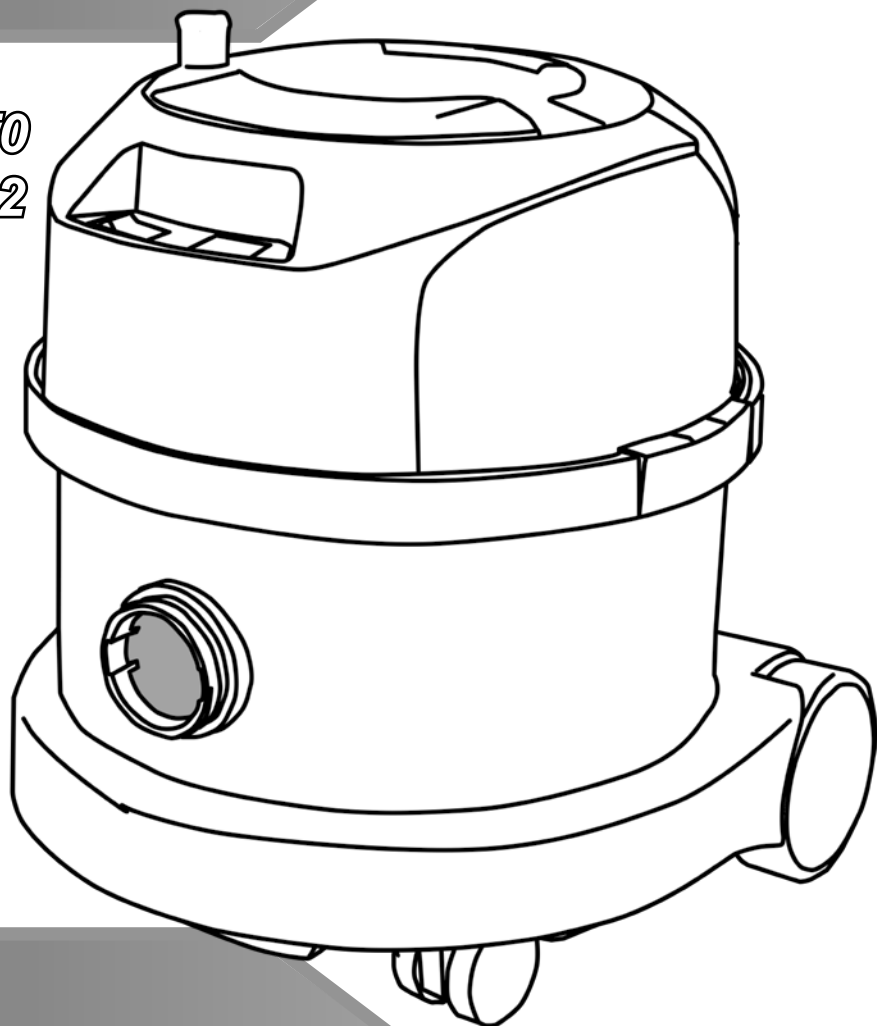
numatic.com



AS0

AST0

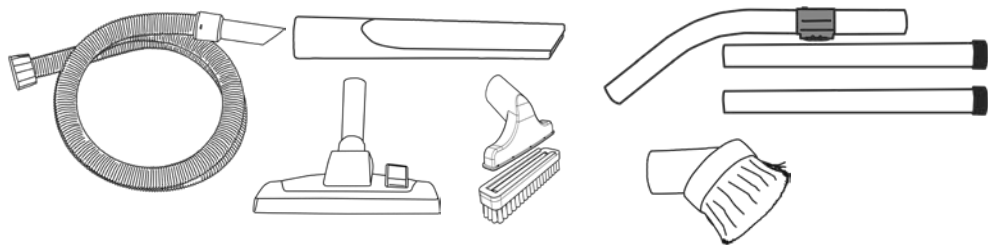
AS22



Original Instructions

CAUTION, Read the Instructions before using the machine.

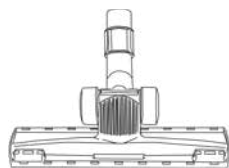
Kit AS0



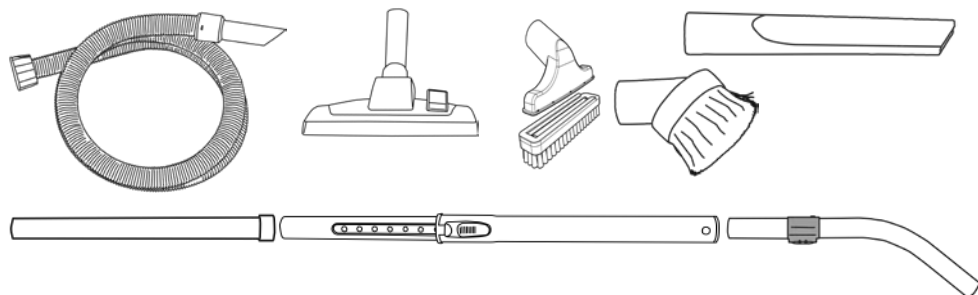
AS0 c/w 601321



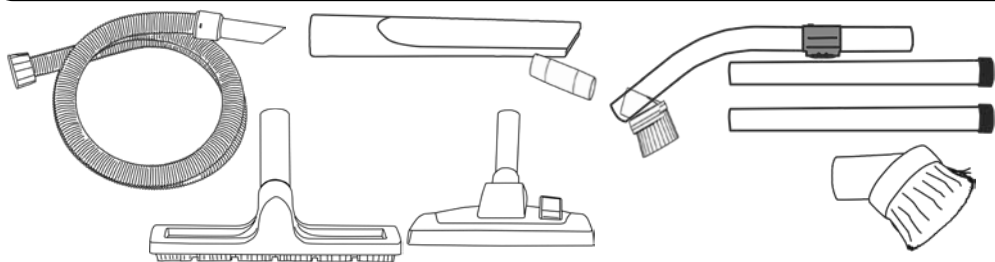
AS0 c/w 601530



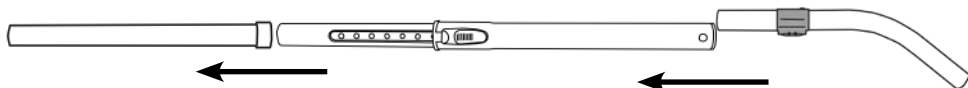
Kit AST0



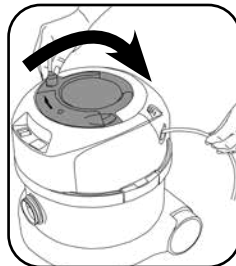
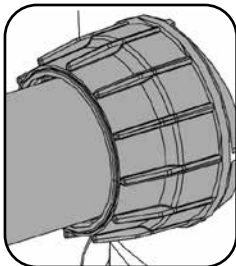
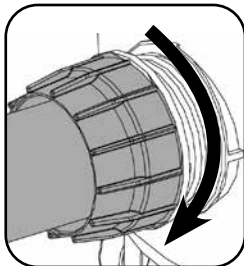
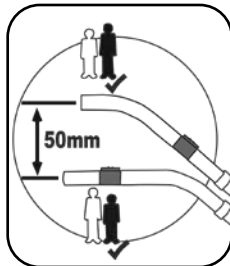
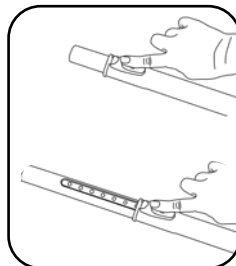
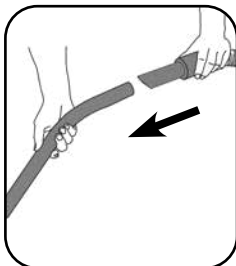
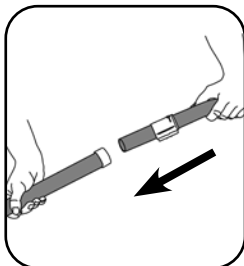
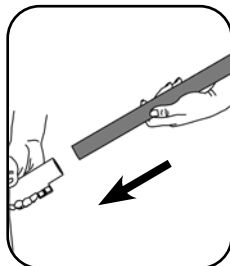
Kit AS22



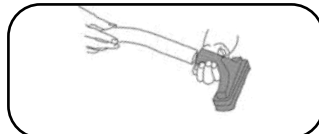
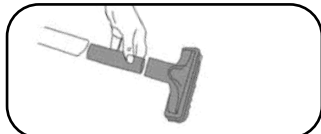
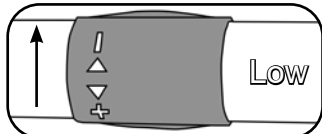
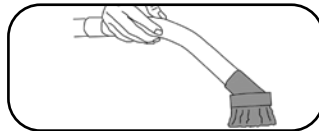

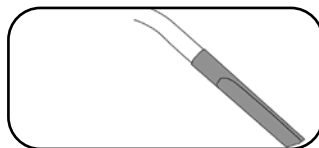
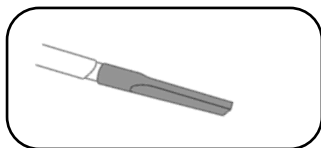
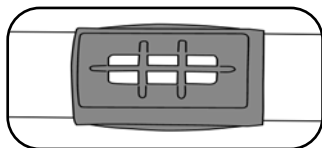
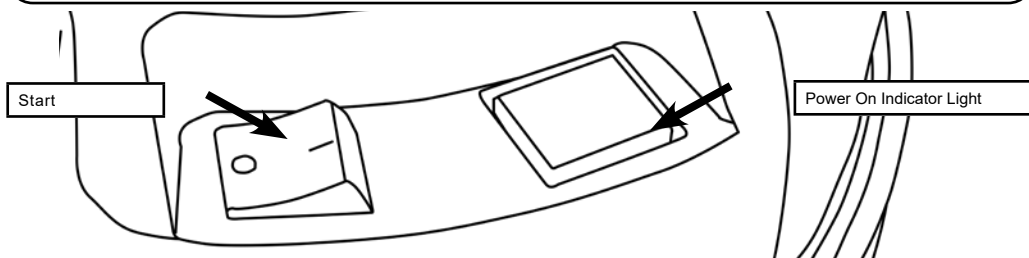
Assembly

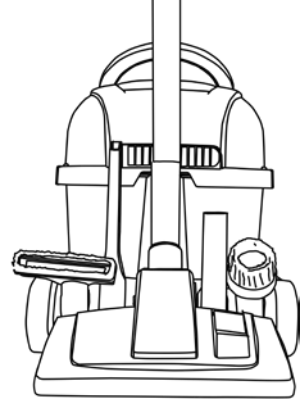
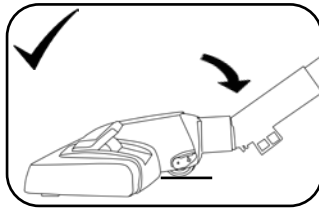
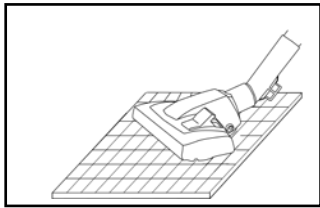
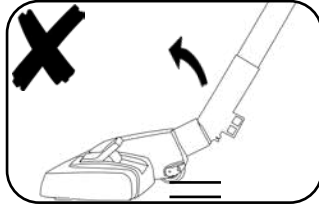
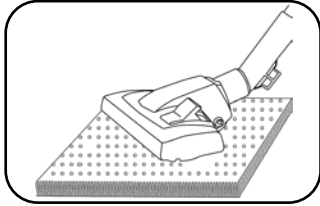
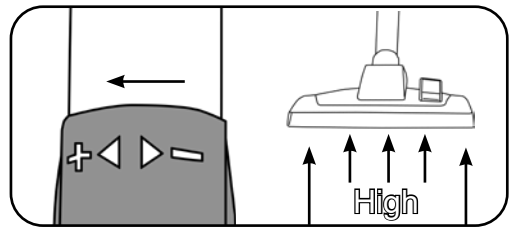
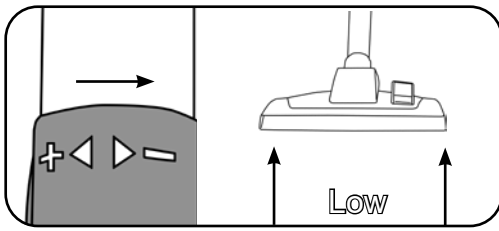


Assembly

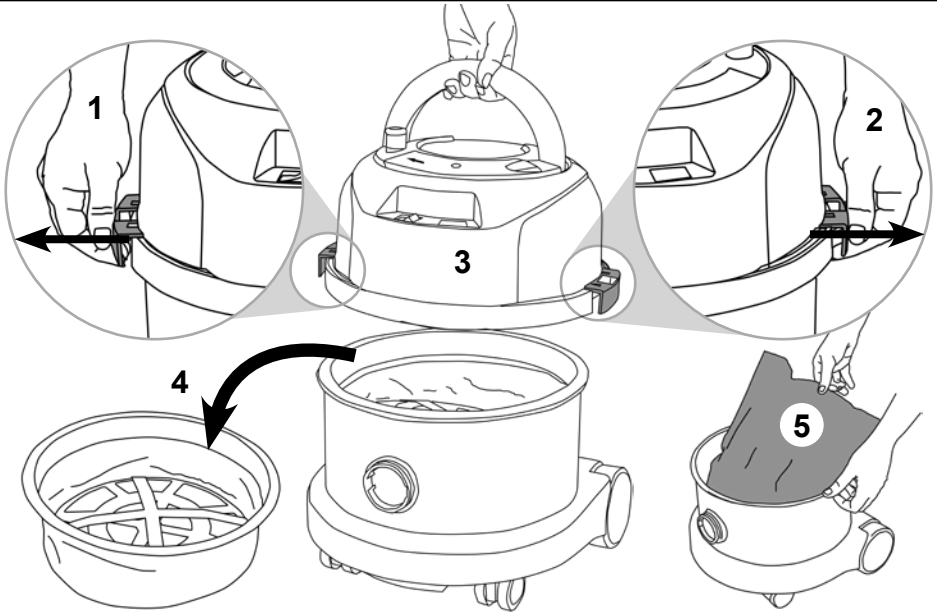


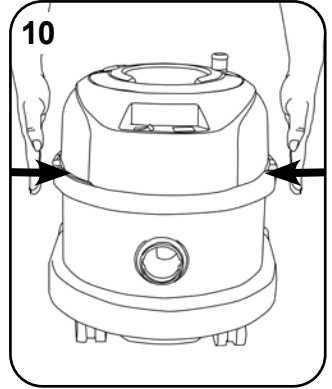
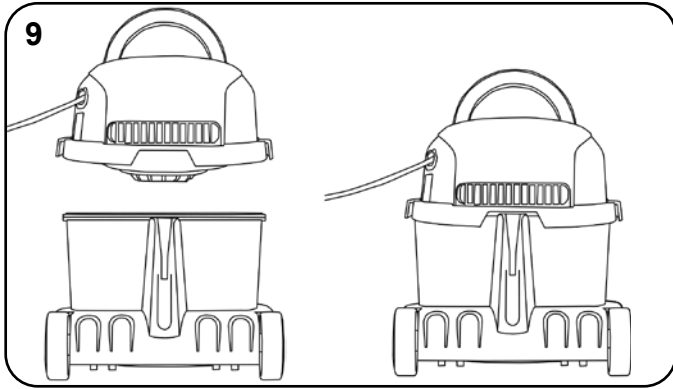
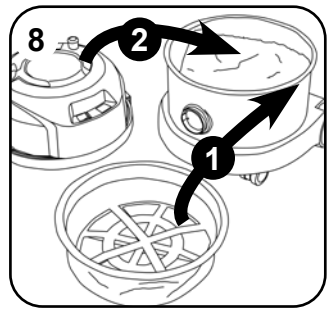
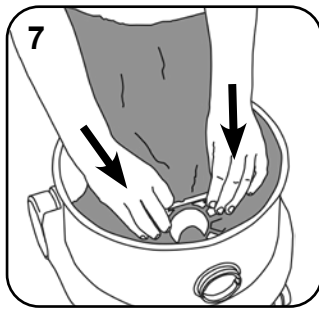
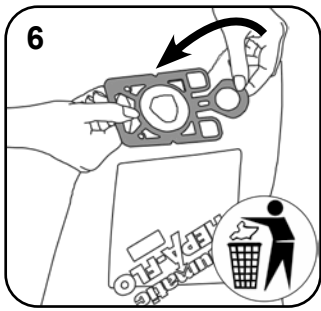
Using your machine



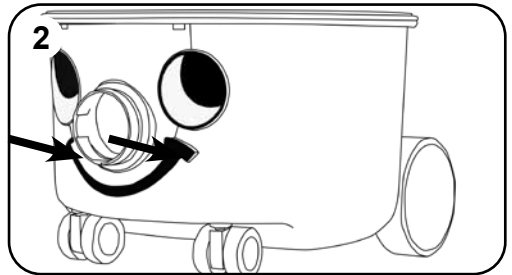
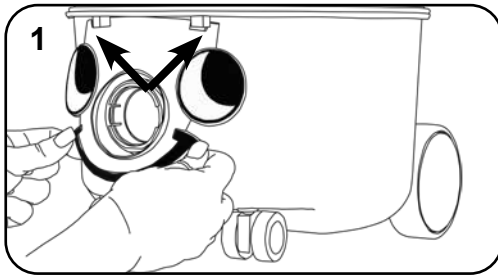


Cleaning

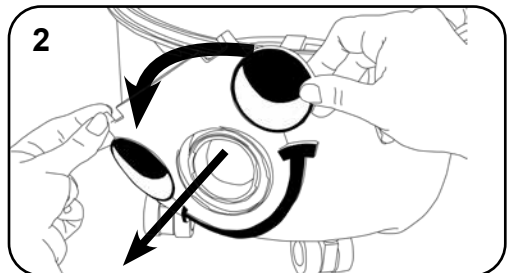
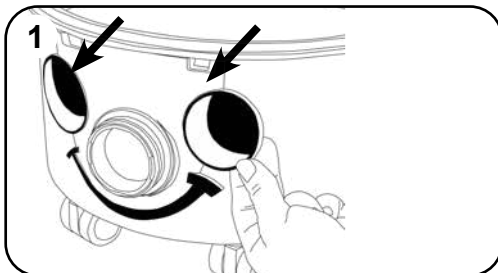


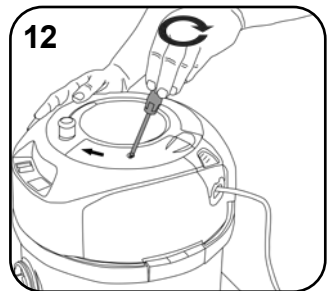
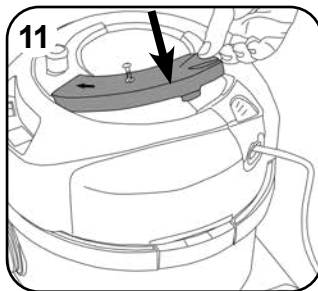
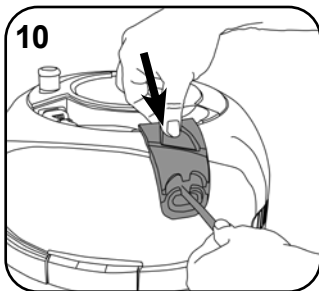
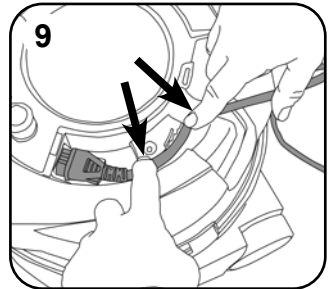
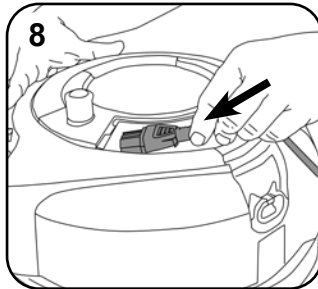

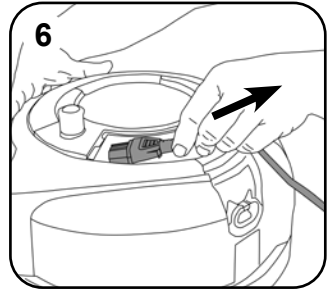
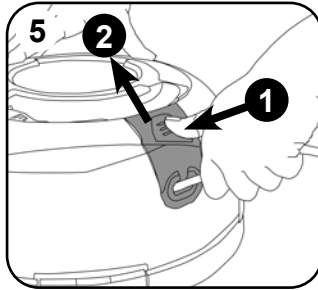
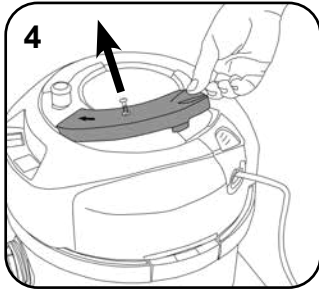
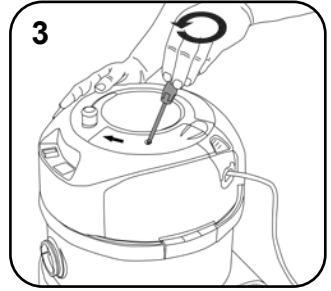
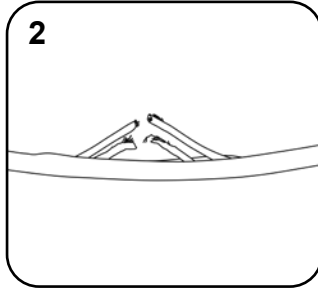
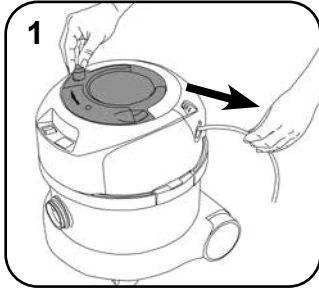


Fitting the Face

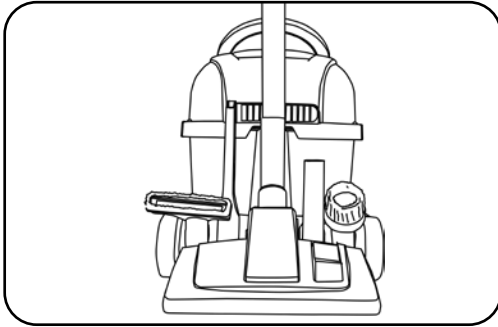


Removing the Face

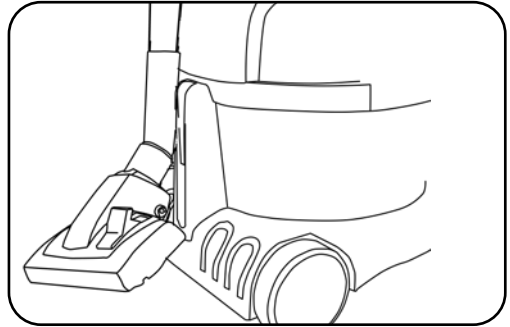




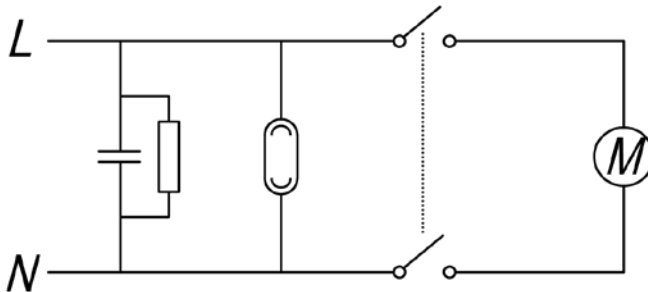
Tool tidy



Wand docking



Schematic Diagram



Replacement parts

TriTex Filter

604165

TriTex-Filter

HepaFlo Bags

604015

NVM 1CH (Pack of 10) (180/240)

604016

NVM 2BH (Pack of 10) (370/380)

Data

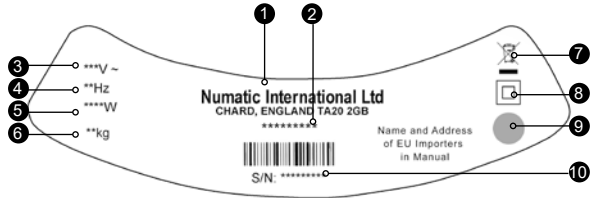
1		2	3	4	5	6
180	8 L	31.0 m	7.6 kg	LpA ≤ 70 dB (A)	Class II	340 mm x 360 mm x 360 mm
240	9 L		9.0 kg			360 mm x 370 mm x 415 mm
370	15 L		10.0 kg			360 mm x 370 mm x 510 mm
380	15 L		10.0 kg			360 mm x 360 mm x 510 mm

1	2	3	4	5	6
Drum Size	Cleaning Range	Weight (Ready to work)	Sound Pressure	Protection Class	Dimensions

Rating Label

1	Company Name & Address
2	Model
3	Voltage / Alternating Current
4	Frequency
5	Rated Input Power
6	Weight
7	WEEE Logo
8	Protection Class 2 Symbol
9	Approval Mark
10	Machine yr/wk Serial Number

About your machine (GB)



Daily

Keep the machine clean, including hoses and tubes.
Ensure the bag and filter are fitted.
Regularly examine the power cord.
Check dust bag frequently.
Check filters are clean.

Weekly - as daily and:-

Check for any worn or damaged parts and replace immediately.

Maintenance

WEEE Legislation (Waste, Electrical and Electronic Equipment)

Vacuum cleaner, accessories and packaging should be sorted for environmentally - friendly recycling.

(Only for UK/EU Countries)

Do not dispose of vacuum cleaner into household waste! According to the European Directive 2012/19/EU on waste electrical and electronic equipment and its incorporation into national law.

Vacuum cleaners that are no longer suitable for use must be separately collected and sent for recovery in an environmentally - friendly manner.



PPE (personal protective equipment). That may be required for certain operations.

Ear Protection	Safety Footwear	Head Protection	Safety Gloves	
				Caution Floor Sign
Eye Protection	Protective Clothing	Dust / Allergens Protection	Hi Viz Jacket	

NOTE: A risk assessment should be conducted to determine which PPE should be worn.

Failure to rectify the problem or in the event of a breakdown contact your Numatic dealer or the Numatic Technical helpline +44 (0)1460 269268

Safety Critical Components

Mains leads:

HO5-V2V2-F 12.5m x 2 Core x 0.75 mm²

WARNING

Read the instruction manual before using the machine.

Operators shall be adequately instructed on the use of their machine.

As with all electrical equipment, care and attention must be exercised at all times during use, in addition to ensuring that routine and preventative maintenance is carried out periodically to ensure safe operation.

Failure to carry out maintenance as necessary, including the replacement of parts to the correct standard could render this equipment unsafe and the manufacturer can accept no responsibility in this respect.

Maintenance should only be carried out by a qualified person.

This machine is for DRY USE only and must not be stored outside or used in wet conditions.

The machine shall be disconnected from the mains power by removing the plug from the power supply socket during cleaning or maintenance and when replacing parts or converting the machine to another function.

Only use the socket outlet on the machine for purposes specified in the instructions (if fitted).

This machine is not to be used by children or persons with reduced physical, sensory or mental capabilities, or lack of experience or knowledge.

This appliance is intended to be cleaned and maintained by an adult.

Children being supervised are not to play with the machine.

This machine is not a toy.

This machine is not suitable for picking up hazardous or explosive dust.

Contact your local distributor if you require a machine capable of performing these tasks.

CAUTION

Ensure that the filtration system fitted to the machine is suitable for the material being collected.

This vacuum cleaner is intended for indoor use in the collection of dry materials.

This machine should be stored indoors only.

NOTES

The primary use for this machine is commercial, for example in hotels, schools, hospitals, factories, shops and offices.

This product complies with the requirements of clause 20 of IEC/EN 60335-2-69 Stability and Mechanical Hazards.

This vacuum cleaner is fitted with a thermal protection device. If the vacuum cleaner stops working, remove the plug from the wall before investigating where the fault lies.

If the vacuum cleaner has a blockage, switch off, remove the plug from the power socket, inspect the floor tool, tubes and hose for debris. If the floor tool, tubes and hose are clear, replace the dust bag and clean the filter.

The vacuum cleaner should be inspected after use for damage.

The vacuum cleaner should be stored in a dry place.

When moving from one place to another, consider the weight of the machine.

DO

- Keep your machine clean including hoses and tubes.
- Change dust bag frequently.
- Keep filters clean.
- Keep diffuser filter (where fitted) clean.
- Use filter bags, they will enhance performance and help keep machine clean.
- Use a Numatic Original filter bag under fine dust conditions.
- Keep hoses and tubes clear.
- Replace any worn or damaged parts immediately.
- Only use the brushes provided with the machine. The use of other brushes may impair safety.
- Regularly examine the power cord. If damage is found such as cracking or ageing the power cord must be replaced by a qualified person.
- Only replace the power cord with the correct Numatic approved replacement part.

DO NOT

- Pull on the cable to unplug the machine from the power supply.
- Use to suck up hot ashes or lighted cigarette ends.
- Use steam cleaners or pressure washers to clean the machine or use in the rain.
- Immerse in water for cleaning.
- Attempt machine maintenance or cleaning unless the power supply plug has been removed from the supply outlet.
- Use in wet environments or to collect wet materials.
- Under any circumstances place foreign objects including (but not limited to) air fresheners, air freshener capsules or scented beads of any type into the top filter of the machine. Doing so can be dangerous and risk damage to the machine and may invalidate the machine warranty.

Numatic International Warranty

Numatic International Limited warrant to the original purchaser that its products are free of defects in both material or workmanship for the period shown below:-

Homecare and Cleancare Vacuum cleaners.....	2 Years
Rotary Floor Machines.....	2 Years
Twintec Auto Scrubber Dryer.....	1 Year
Mopping, Compacts, Combi and Servocare Products.....	1 Year
Individual Accessories and Spare Parts.....	6 Months

Note: This warranty expressly excludes consumable parts such as carbon brushes, floor brushes, mops, batteries etc, that are considered replaceable from time to time during the normal working life of the machine.

- A. The warranty period commences from the date the goods are purchased.
- B. All warranty claims must be processed through the Dealer from whom the equipment was purchased. The Dealer will co-operate with the purchaser throughout the warranty claims procedure and will arrange any necessary repairs using genuine Numatic parts.
- C. If the original Dealer is no longer able to fulfil his obligations please contact Numatic International Limited with full details of the claim and proof of purchase so that this may be processed without delay.
- D. Any warranty claim can only relate to the specific part that is proven to be at fault and for which a replacement will be supplied but cannot be extended to constitute a claim against the complete machine.
- E. Numatic International will supply the Dealer with any warranty parts required, subject to the claim being validated, after return of the faulty items in accordance with Numatic International Limited's General Conditions of Sale.
- F. Claims will not be accepted if they are the result of fair wear and tear, misuse or abuse of any kind.
- G. No replacement will be given unless the appropriate evidence of the validity of the claim has been provided to the satisfaction of Numatic International Limited.
- H. Numatic International Limited reserve the right to charge for any unnecessary work carried out as a result of an invalid claim.
- I. No variation to this warranty may be made or implied by any member of Numatic International Limited or its Dealers unless such variation is in writing and authorised by the Company.



Numatic International Limited. Chard, Somerset, TA20 2GB
Telephone: 01460 68600 Fax: 01460 68458
© Numatic International Limited 2016


UKCA Declaration of Conformity	
Manufacturer:	Numatic International Limited Chard Somerset TA20 2GB www.numatic.co.uk
Product:	PPR, PPT, PPH, NPR, NPT, EPR
Description:	Vacuum Cleaner – Commercial – Dry
We, Numatic hereby declare under our sole responsibility, that the above-mentioned product(s) is/are in conformity with the following directives and standards.	
S.I. 2008: 1597	Supply of Machinery Regulations EN60335-1:2012 + AC:2014 + A11:2014 + A13:2017 EN60335-2-69:2012 EN62233:2008
S.I. 2016: 1091	EMC Regulations EN55014-1:2017 + A11:2020 EN55014-2:1997 + A1:2001 + A2:2008 EN61000-3-2:2014 EN61000-3-3:2013 EN60312-1:2017
S.I. 2010: 2617	Ecodesign Requirements for Vacuum Cleaners
S.I. 2012: 3032	RoHS Regulations

Authorised Signatory: Mr. Matthew Coles

Position: Head of Technology
Chard,
Somerset, TA20 2GB, UK

Signed: *M Coles* Date: 1st Dec 2021

DEC-073 V2.0

EU, EC, EL, UE, ES: Declaration of Conformity Problém s o štedr Magtelsesregulering Overensstemmelseserklæring Declaración de conformidad Vasavusoerklæring Déclaration de conformité	Декларация за съответствие Алхаман оујудуборит Magtelsesregulering Overensstemmelseserklæring Declaración de conformidad Vasavusoerklæring Déclaration de conformité	Declaracja zgodności Declarație de conformitate Magtelsesregulering Overensstemmelseserklæring Declaración de conformidad Vasavusoerklæring Déclaration de conformité	
Manufacturer:	Numatic International Limited Chard Somerset TA20 2GB www.numatic.co.uk	PPR, PPT, PPH, NPR, NPT, EPR	
Product:	Vacuum Cleaner – Commercial – Dry		

GB We, Numatic hereby declare under our sole responsibility, that the above-mentioned product(s) is/are in conformity with the following directives and standards.	BG Ние, Numatic с честното декларираме на свои имена отговорност, че горепосочените продукти са в съответствие с нормата за защита на околната среда.	PT Nós, a Numatic declaramos, sob nossa exclusiva responsabilidade, que o produto mencionado encontra-se em conformidade com as diretivas e normas a seguir.
CZ My, Numatic prohlašujeme na svou výlučnou odpovědnost, že výše uvedený výrobek je ve shodě s následujícími směrnici a normami.	GR Εγώ, η Numatic δηλώνω με αποκλειστική μου ευθύνη, ότι το παραπάνω προϊόν είναι σε συμμόρφωση με τα ακόλουθα πρότυπα και κανονισμούς.	PL My, Numatic Należyśmy oświadczyć z pełną odpowiedzialnością, że wyżej wymieniony produkt jest zgodny z następującymi dyrektywami i normami.
DE Wir, Numatic erklären in alleiniger Verantwortung, dass das oben genannte Produkt den folgenden Richtlinien und Normen entspricht.	HU Mi, Numatic kijelöljük, egyedül felelősségemmel, hogy a fent említett termék megfelel az alábbi irányelveknek és szabványoknak.	RO Noi, Numatic Prin prezenta declarăm cu exclusivă responsabilitate că produsul menționat este în conformitate cu următoarele standarde și norme.
DK Vi, Numatic erklærer hermed under eget ansvar at ovennævnte produkt(er) er i overensstemmelse med følgende direktiv standarder.	IT Noi, Numatic dichiara sotto la propria responsabilità, che il prodotto di cui sopra è conforme alle seguenti direttive e norme.	RU Мы, Нуматик, объявляем от имени своей компании, что вышеупомянутый товар соответствует следующим директивам и стандартам.
ES Nosotros, Numatic declaramos bajo nuestra exclusiva responsabilidad, que el producto antes mencionado está en conformidad con las siguientes directivas y normas.	LT Mes, Numatic pareiškiu vienatį atsakomybę už šioje viršuje nurodyto produkto atitikimą šiai direktyvai ir standartui.	SE Vi Numatic förklarar härmed under uteslutande ansvar att ovanstående produkt är i överensstämmelse med följande direktiv och normer.
EE Meie, Numatic kinnituselga kinnitame ja vastutusega, et eespool nimetatud toode on kooskõlas järgivate direktiividega.	NL We verklaren Numatic hierbij op eigen verantwoordelijkheid, dat het vorenstaande product aan de volgende richtlijnen en normen voldoet.	SI Mi, Numatic izjavljam o polno odgovornosti, da je zgoraj omenjeni proizvod skladno z naslednjimi ameriškimi in evropskimi standardi.
FR Numatic déclare sous notre seule responsabilité que le produit mentionné ci-dessus est conforme aux directives et normes suivantes.	NO Vi, Numatic erklærer herved under eget ansvar at det ovennevnte produktet er i samsvar med følgende direktiver og standarder.	FI Me, Numatic tähtsultavastavastavalt kuulutan, et eespool mainitud toode on vastavalt Euroopa ja Eesti standarditele.

2006/42/EC	Machinery Directive EN60335-1:2012 + AC:2014 + A11:2014 + A13:2017 EN60335-2-69:2012 EN62233:2008
2014/30/UE	EMC Directive EN55014-1:2017 + A11:2020 EN55014-2:1997 + A1:2001 + A2:2008 EN61000-3-2:2014 EN61000-3-3:2013
2009/125/EC EU/665/2013	Ecodesign Requirements for Vacuum Cleaners
2011/65/UE	RoHS Directive

Authorised Signatory: Mr. Matthew Coles

Position: Head of Technology
Numatic International Limited
Chard,
Somerset, TA20 2GB, UK

Signed: *M Coles* Date: 04th May 2022

DEC-073 V3.1

Numatic

Distributed by

Numatic International Limited,

Chard, Somerset, TA20 2GB

Telephone: 01460 68600

Fax: 01460 68458

UNITED KINGDOM: www.numatic.co.uk GERMANY: www.numatic.de

SWITZERLAND: www.numatic.ch FRANCE: www.numatic.fr

NETHERLANDS: www.numatic.nl SOUTH AFRICA: www.numatic.co.za

PORTUGUAL: www.numatic.pt SPAIN: www.numatic.es

DENMARK: www.numatic-online.dk

Specification subject to change without prior notice

www.numatic.co.uk © Numatic International Limited